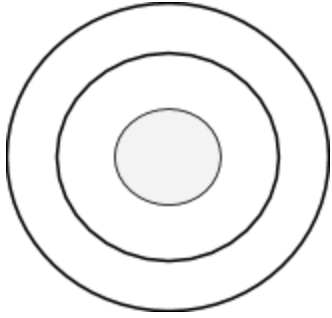
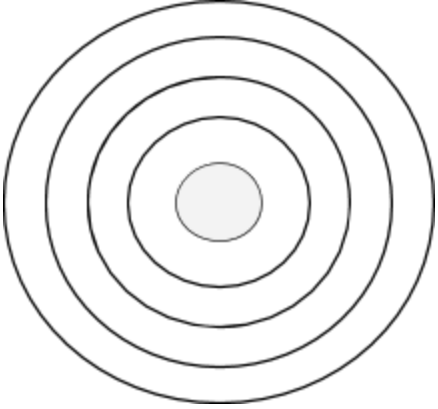
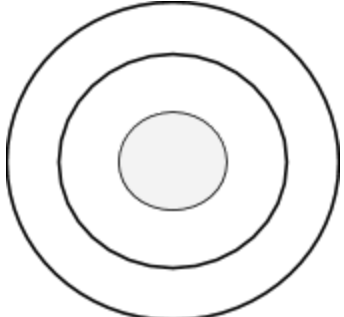


Name: \_\_\_\_\_

Date: \_\_\_\_\_

| Bohr-Rutherford Diagram   | Lewis Diagram          |
|---|------------------------|
| <b>Nitrogen, N</b> P = ____   | E = ____      N = ____ |
|    |                        |
| <b>Calcium, Ca</b> P = ____   | E = ____      N = ____ |
|   |                        |
| <b>Beryllium, B</b> P = ____  | E = ____      N = ____ |
|  |                        |